

Working with exemplars

Explanation

In this exercise, you'll compare and improve your assignment using examples. During the session, you'll go through several steps, after which you can use the insights you gain to improve your assignment.

Bring a printed version of your assignment to the meeting. For this exercise, it's important to have your text on paper!

In advance

After you've completed your assignment, but before you begin the exercise, it's a good idea to reflect on how the writing went. Answer the following questions below:

- To what extent are you satisfied with your assignment and why?
- What went well about the assignment?
- What did you find difficult and what challenges did you face?
- If you could have talked to an expert while writing, what feedback would you have sought? Try to make your request as specific as possible.

The exercise

Complete the following steps. Only proceed to the next step once you've completed the previous one.

Please complete the questions below during the meeting.

- What criteria does your group think a good assignment should meet?

1.	
2.	
3.	
4.	

Now we'll analyze the two examples using the four criteria. For each criterion, write down the quality: excellent, good, average, weak. Also write down your explanation for this. Use the tables on the next page.

After completing this step, discuss the results in your group. Are there any significant differences between your assessments? Why or why not?

After this, analyze your own work in the same way.

The assignment (continued)

Example 1		
Criterion	Quality (excellent, good, average, weak)	Explanation

The assignment (continued)




Example 2		
Criterion	Quality (excellent, good, average, weak)	Explanation

The assignment (continued)

Own assignment		
Criterion	Quality (excellent, good, average, weak)	Explanation

The assignment (continued)

In this step, you'll rank the examples and your own work from strongest to weakest, and try to justify your reasoning. What makes one text better than another? What are your judgments based on? Discuss the ranking within your group.

Position	Title	Explanation
		
		
		

After the exercise

After completing the exercise, answer the following questions about your assignment:

What strengths did you find and why?
Name at least two.

What areas for improvement did you find and why? Name at least two.

What concrete action points and/or improvements are you going to implement?