

HORA FINITA LOGIN

Login for EUR / Inloggen voor EUR

NOTE

**Before you can login to Hora Finita
you need to have your SURF Secure ID activated**

How does it work?

You register a token in four steps:

1. Download the app Tigr on your phone, you will find it in all major app stores
2. Create an account on SURF's registration page and receive a verification code at your EUR-email address
3. Take that code and your ID to the USC Front Office. No need to make an appointment, you can just walk in.
4. Identify yourself to one of the desk clerks. After this you will be able to use the Tigr-app to log into Hora Finita in two steps.

Do you live abroad? Check out how to register your token here.

More information?

Do you have any questions? Check out the myeur-page or contact the USC Front Office, (010) 408 8880.

Go to <https://horafinita.eur.nl> and then click the button 'Login with erna id / microsectienummer'

Login with erna id/microsection number

No erna id/microsection number?


I don't have an erna id/microsection number,
but I do have an account for Hora Finita.

[Login without erna id/microsection number](#)


You will be lead to the SURFconext service and asked to select your institution. Select Erasmus University Rotterdam.

Search for an institution...

Previously chosen: [edit](#)

 Erasmus University Rotterdam

Identity providers with access

 Erasmus MC

This will bring you to the familiar ERNA log in page:

Single Sign On Service

Students and Employees of the Erasmus University Rotterdam can login in...
uses Single Sign On for authentication without needing to fill out your use...

Note: Your ERNA ID contains a domain part, e.g. 123456ab@eur.nl


Erna ID:

Password:


[Log In](#)

[Forgot username?](#) [Forgot password?](#)

After this screen a second authentication screen appears:

Log in with tiqr 

Open the tiqr push notification on your phone and follow the instructions.



No push notification received? [Generate a QR-code](#) and scan it with your tiqr app.

[Cancel](#) [Help](#)

And you will get a message on your phone from the tiqr service. Please follow the instructions on your phone and the screen.

Find out more about second authentication and tiqr on [the my.eur.service page](#)

You will now be brought to the Hora Finita website. More instructions on how to use Hora Finita can be found on www.eur.nl/horafinita

If you are NOT on the EUR premises at Woudestein, EUC or ISS, you will get the following message.

Netwerkrestrictie actief

Inloggen met uw ERNAID (EUR)

Uit security overwegingen kunt u alleen met uw ERNAID inloggen indien u gebruik maakt van het netwerk van Hora Finita.

In het geval Hora Finita kunt u met EUR Remote Desktop inloggen op MyApps. Vervolgens start u in de remote desktop de browser en bezoekt u Hora Finita opnieuw. U zult dan vanuit het netwerk van de universiteit komen en toegelaten worden.

Inloggen met uw Erasmus MC microsectienummer

Inloggen met het microsectienummer van Erasmus MC is alleen mogelijk indien u het netwerk van Erasmus MC gebruikt. Log eerst in op "Erasmus MC mijn werkplek" en bezoek Hora Finita opnieuw. U kunt dan wel inloggen in Hora Finita met uw microsectienummer.

[Login op Erasmus MC mijn werkplek](#)

You can now enter Hora Finita either by using a [VPN connection](#) or by starting [the remote desktop](#).

In case you need help logging in or about the TIQR app, please contact the Front Office (+31 10 408 88 80).

For functional and technical questions about Hora Finita: horafinita@eur.nl