

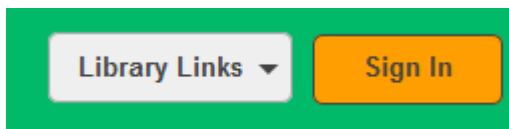
# sEURch: new login procedure for students and staff

As of Monday 26 September, ISS/EUR students and staff log in with their **ERNA username plus ERNA password**.

This means that the password which you may have created earlier is no longer valid!

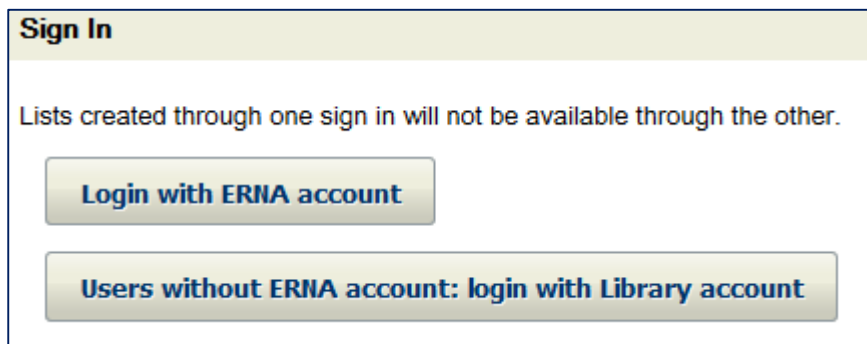
## How does it work?

In sEURch click on the button <Sign in>



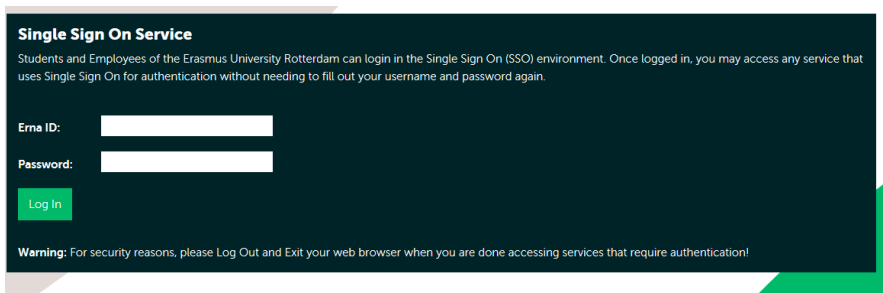
A menu with two options appears:

1. Login with ERNA account
2. Users without ERNA account: login with Library account



Click on the button <Login with ERNA account>

The Single Sign On screen appears, fill in your ERNA credentials.



Next, a screen may appear with a 'Request for release of your information':

**Request for release of your information**

In order to log in to OCLC, Online Computer Library Center [Shib] | OCLC using your institutional account, Erasmus University Rotterdam uses SURFconext. This service is only accessible through SURFconext if Erasmus University Rotterdam shares certain information with this service. For this, your permission is required. The service needs the following information:

First name

Surname

Email address

Organization eur.nl

Institution user ID

Yes, share this data No, I don't want to use this service

(We will ask you again when the information changes)

Click on <Yes, share this data>

## Place Hold

Alternatively, when you want to reserve a book by placing a hold on it and you have not yet logged in via the <Sign in> button, you can just click on:

**Place hold**

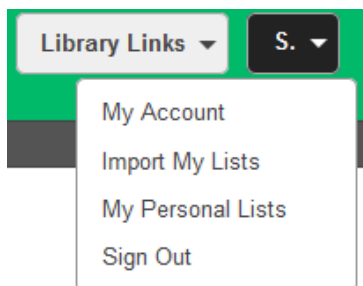
Again the menu with the two options appears:

1. Login with ERNA account
2. Users without ERNA account: login with Library account

Select the appropriate option (see explanation above).

## My Account

To see your borrowed items, reservations and fines, and to renew your loans online, you also have to sign in into sEURch with your ERNA username *and* ERNA password.



For more information contact the Library services desk.