

# Off-campus access to databases & e-content

## Contents

Introduction.....	1
Off-campus access to databases.....	1
Off-campus access to e-content in sEURch.....	2
Off-campus access to e-content in Google Scholar.....	3
Library Access browser extension.....	5
Add the EZproxy prefix manually.....	5
Known issues.....	5
EZproxy & reference managers .....	5
Databases not working with EZproxy.....	6
Not registered .....	6
EduVPN.....	6


## Introduction

The University Library provides access to e-content in dozens of databases in which you can find scholarly literature. Many of these databases are available only to EUR students and staff because of licensing restrictions. Most databases can only be accessed by using your ERNA-ID. The system used to facilitate off-campus access to the databases is called *EZproxy*.


## Off-campus access to databases

Browse to the [library website](#) on your desktop pc, smartphone or tablet and click on a link to a database. You can find these links on the [Guides by discipline](#) pages or the [A-Z list of databases](#). You'll be asked to choose your institution (Erasmus University Rotterdam or Erasmus MC) and to log in with your ERNA-ID:

Previously chosen: [Edit List](#)

 Erasmus University Rotterdam Press enter to select

Identity Providers with access

 Erasmus MC

**Single Sign On Service**

Students and Employees of the Erasmus University Rotterdam can login in the Single Sign On (SSO) environment. Once logged in, you may access any service that uses Single Sign On for authentication without needing to fill out your username and password again.

Erna ID:

Password:

[Log In](#)

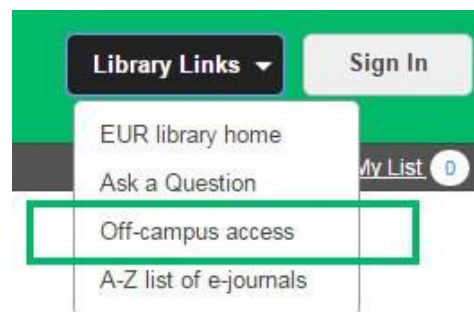
**Warning:** For security reasons, please Log Out and Exit your web browser when you are done accessing services that require authentication!

After login, all the databases you visit *within the same browser session* will remain open to you without additional login.

## Off-campus access to e-content in sEURch

EZproxy also works for e-content indexed in sEURch for which the library has a license or subscription.

If you want to access e-content items listed in your search result just click in sEURch on the Library Links button (top right) and choose Off-campus access to enable EZproxy authentication. Enter your ERNA-ID when prompted.




Library Links ▾ [Sign In](#)

- EUR library home
- Ask a Question
- Off-campus access**
- A-Z list of e-journals

[My List](#) 0

If you are just interested in accessing one item in your search result look for the orange *View* button (*View eBook* for books or *View full text* for journal articles) in the item record. Clicking this button will launch the EZproxy authentication process.

### Mastering your PhD : survival and success in the doctoral years and beyond



by [Patricia Gosling](#), [Bart Noordam](#)  
 eBook 2006 | [View all editions & formats](#)

Held by: Erasmus University Rotterdam

[View eBook](#) 

**Last update:** June, 2020

## Using critical incidents and E-Portfolios to understand the emergent practice of Japanese student-teachers of English



by [J.M. Hall](#), [S.D.C. Townsend](#)

Article 2017 | Peer-reviewed | No other editions or formats

**Source:** Teaching and Teacher Education v62 (201702): 1-9

This paper argues that resolving cognitive or emotional conflicts experienced in practice can promote student-teacher development and bridge the theory-practice divide. Critical incident (CI... [Read More](#)

**Held by:** Libraries in the Netherlands

[View full text](#)

## Off-campus access to e-content in Google Scholar

Google Scholar works with publishers of scholarly information to index peer-reviewed papers and other scholarly publications. The blue linked titles in the Google Scholar search result point to commercial full-text versions on publishers' websites.

**Using critical incidents and E-Portfolios to understand the emergent practice of Japanese student-teachers of English**

FULL-TEXT @ EUR

... In the next section, we will first introduce the contextual background for this research: the challenge of introducing communicative language teaching (CLT) into **Japanese schools**, the need for teachers to develop localized practice faithful to CLT principles, and our current ...  
[Cite](#) [Save](#)

When searching Google Scholar off campus you may encounter a pay wall when you attempt to access the full text.

The screenshot shows the ScienceDirect interface. At the top, there is a 'Purchase' button with a PDF icon, an 'Export' dropdown, a search bar for 'Search ScienceDirect', and an 'Advanced search' link. Below this, the journal information is displayed: 'Teaching and Teacher Education', 'Volume 62, February 2017, Pages 1-9'. The article title is 'Using critical incidents and E-Portfolios to understand the emergent practice of Japanese student-teachers of English' by J.M. Hall and S.D.C. Townsend. A 'Show more' link is present. The main section is titled 'Choose an option to locate/access this article:' and contains three options: 'Check access' (with a blue button), 'Purchase \$19.95' (with a green button and a PDF icon, highlighted by a red box), and 'Get Full Text Elsewhere' (with a grey button).

Last update: June, 2020

EUR library subscriptions to e-content do not always link through a publisher's website (the blue linked title in the Google Scholar result) but may go through an agent, or database provider. To identify EUR library materials available off campus through the EZproxy server you must first set up Library links in your Google Scholar Settings to show FULL TEXT @ EUR links in the Google Scholar search result.

## Set up Library links in Google Scholar

- Go to [Google Scholar](#).  
NB. If Scholar displays in Dutch, click the link **Google Scholar in English** (under the search box).
- Click **Settings** (or, if working on a small screen, the **gear wheel icon**), then **Library links**.
- Type "Erasmus University Library" into the search box and click the **search icon**.
- **Check** the box at "Erasmus University Library - FULL-TEXT @ EUR"
- Click **Save**.

Once Library links are activated for Erasmus University Library, your search result in Google Scholar will display a FULL TEXT @ EUR link for those publications available from the EUR Library.

### Using critical incidents and E-Portfolios to understand the emergent practice of Japanese student-teachers of English

JM Hall, SDC Townsend - Teaching and Teacher Education, 2017 - Elsevier

... In the next section, we will first introduce the contextual background for this research: the challenge of introducing communicative language teaching (CLT) into **Japanese schools**, the need for teachers to develop localized practice faithful to CLT principles, and our current ...

Cite Save

FULL-TEXT @ EUR

Click the FULL TEXT @ EUR link, log in with your ERNA ID when prompted and access the publication just as you would on campus.

Note: Sometimes you may be required to browse for the specific article in an archive or table of contents. Look for a PDF link to the article.

The screenshot shows the top navigation bar of a ScienceDirect article page. It includes a 'Download PDF' button with a PDF icon, an 'Export' dropdown menu, a search bar containing 'Search ScienceDirect', and an 'Advanced search' button with a magnifying glass icon. Below the navigation bar, the journal title 'Teaching and Teacher Education' is displayed in a large font, with the volume and issue information 'Volume 62, February 2017, Pages 1-9' underneath. The Elsevier logo is on the left, and a red book cover icon is on the right. The article title 'Using critical incidents and E-Portfolios to understand the emergent practice of Japanese student-teachers of English' is prominently displayed in the center. At the bottom, the authors 'J.M. Hall' and 'S.D.C. Townsend' are listed with small icons for citation and email.

**Last update:** June, 2020

## Library Access browser extension

If not using the links on the library website or Library links in Google Scholar, you can install the Library Access browser extension (available for Google Chrome, Firefox, Apple Safari and Opera). Once installed, the extension will notify when you are on a website that contains licensed material.

The Library Access browser extension is easy to download from: <https://leanlibrary.com/download>

Install the add-on. During installation you are asked to select your library:

- **Select** "Erasmus University Rotterdam (EUR)"
- **Uncheck** "Skip the popup and automate my access."
- Click **Save**

Search for scholarly information on the internet. Click on a search result. The Library Access pop-up indicates whether or not you have access through the EUR library and how to access to the selected site or publication. Log in with your ERNA ID when prompted.

Please note: you have to install the extension in every browser you use. If you use multiple browsers or computers, make sure to install the extension for all of those.

## Add the EZproxy prefix manually

You can manually rewrite your URL to go through the EZproxy server. Just add the EZproxy prefix URL to your original destination URL.

EZproxy prefix of the Erasmus University: <https://eur.idm.oclc.org/login?url=>

For example: <https://www.jstor.org/> with the prefix added becomes: <https://eur.idm.oclc.org/login?url=https://www.jstor.org/>

Note that your destination URL must begin with http. (http:// https:// https://www. etc.)

## Known issues

### Wharton Research Data Services (WRDS)

When you apply for access to WRDS, WRDS sends a Day Pass ticket like this one to your ERNA student mailbox: <https://wrds-web.wharton.upenn.edu/wrds/connect/daypass.cfm?ticket=0xe88990ab973384664861c5558f6b07ab>

To use the WRDS Day Pass ticket off campus just add the EZproxy prefix to the front of the link, like so:

<https://eur.idm.oclc.org/login?url=https://wrds-web.wharton.upenn.edu/wrds/connect/daypass.cfm?ticket=0xe88990ab973384664861c5558f6b07ab>

## EZproxy & reference managers

Tools like *ReadCube* and *Zotero* offer the option to enter an EZproxy URL to help you access e-resources while you are off-campus.

For ReadCube the URL is: <https://eur.idm.oclc.org/login?url=%@>

**Last update:** June, 2020

For Zotero the schemes are: <http://www.%h.eur.idm.oclc.org/%p>  
and <http://%h.eur.idm.oclc.org/%p>

Please note: this EZproxy URL is not a link resolver, it will authenticate you as an EUR user. It is possible that you will be directed to a website or database the library is not subscribed to. In that case, use sEURch or Google Scholar to locate the article.

## Databases not working with EZproxy

The databases below are at this time not accessible through EZproxy for different reasons. We are working on these matters.

- CEPR
- ESB ONLINE
- International Bureau of Fiscal Documentation
- Journal of Experimental Medicine

## Not registered

If an URL is not registered in our EZproxy server (maybe we don't have a subscription or the publisher doesn't support EZproxy) you'll see the following message:

*To allow [https://\[url\]](https://[url]) to be used in a starting point URL, your EZproxy administrator must first authorize the hostname of this URL in the config.txt file.*

If a link doesn't work and you think that it should work, contact our [information desk](#).

## EduVPN

Until recently students and staff of the EUR had to establish a VPN connection to the EURnet to access e-resources off-campus. Information on how to set up a [VPN Connection EUR](#) is available on MyEUR (log on to MyEUR with your ERNA-ID). However the Library recommends using EZproxy.